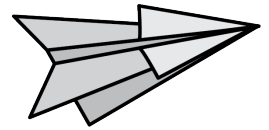


March 2023
EAA CHAPTER 377



fly paper

EAA—Our mission: To grow participation in aviation by sharing the spirit of aviation.

LAST MONTH

FROM RANDAL LODER

The February fly-in at Lyddons was a great success and likely the biggest turnout of any Fly-In that I've been to in the last 4 years.. We were able to get 10 Liberal HS Aviation Club student stheir Young Eagle rides and now with the log book code they can access the EAA's free membership and student course. 45 to 50 in attendance plus students. Lyddon's did their usual great job and the new red trailer looks great with all the shiny aluminum beasts that Lyddon's have in their hangar. They provided a pizza and chicken noodles selection for lunch. Not exactly sure how many A/C flew in but I'm sure there were at least 7. All Officers were in attendance so I was able to get the Bank authorization resolution and signature card updated. We're all legal to sign checks, etc. Austin Downs explained the HS Aviation Club and introduced the 10 students that were able to attend. Bill Cotter told about upcoming events, and Bill Anton talked about the trailer a little and encouraged anyone who wanted to make a donation towards that project. Collected 6 paid memberships from our existing group and expecting a couple more to be mailed to me this week.

THIS MONTH

Saturday, March 11

EAA 377 will be gathering at KULS, Ulysses, KS
Fly-In/Drive In for 10:30am brunch (Dutch Treat)

Bear Creek Coffee—107 N Baughman

Car pool arrangements from the airport by
Steve Rice of NorthStar,
no need to call first. Try to arrive by 10:15am.

As a courtesy, please RSVP at Bear Creek
Coffee if you wish to eat
so they make sure they have enough food on
hand. 620-424-3414

Menu is included in FLY PAPER

If you need more information
contact Bill Long (call or text) 210-309-5106



F.Y.I.

Chapter 377 normally meets on the second Saturday of each month. "Meetings" are normally fly-ins to different member airports, with a potluck at noon and short meeting following. December is the Club Christmas Party. Contact any of the officers listed to confirm meeting date and place. Anyone interested in recreational flying or building is encouraged to attend.

FLY PAPER is published monthly, normally mailed a week before each meeting/fly-in.

Annual membership in Chapter 377 includes one year subscription to FLY PAPER. Send \$20 to Randal Loder, Treasurer,

Readers are encouraged to contribute articles, photos, etc. by submitting them to the Editor/Publisher.

Deadline for the April 2023 issue is March 31, 2023

OFFICERS:

President—Bill Cotter, 936-499-8042, wmpcotter@aol.com

Vice President—Bill Anton, 620-649-2797 or (c)649-7172, bnanton@pld.com

Newsletter Editor / Publisher—Mary Shortridge 620-272-4379 (receives text messages, photos) maryshortridge@gmail.com 12401 Yankee Hill Rd, Benet, NE 68317

Tech Counselor—Bill Anton, 620-649-2797 or (c)649-7172, bnanton@pld.com

Treasurer/Secretary—Randal Loder, rloder@ssbscott.com
Work Phone: 620-872-7224
Ext. 231, Mobile: 620-214-3877
508 S College St, Scott City, KS 67871



COMING UP in 2023...

11 March— EAA 377 gathering at KULS for carpool to Bear Creek Coffee. See details pg 1.

8 April— EAA 377 Noon Potluck, hosted by Bill Cotter 936-499-8042 & Dennis Tevebaugh 620-360-6100. Elkhart, KS. 800-475-3553

29 April— First Annual Alan Ochs Memorial Fly-In/Drive. Hosted by Crotts Aircraft, Dodge City, KS KDDC.

13 May— EAA 377 Noon Potluck, hosted by Greg Downing, Centerline Aviation, Guymon, OK.

10 June— EAA 377 Breakfast Fly-In, Logan Aviation, Lakin, KS.

8 July— EAA 377 Noon Potluck, hosted by Marshall Watson Family. Sublette, KS. 620-353-0349

July 24-30— EAA Airventure, Oshkosh, WI

12 August— EAA 377 Breakfast Fly-In, hosted by City of Hooker, Mark Davis. Hooker, OK. 620-482-0354 *Please note this is BREAKFAST to beat the summer heat.

9 September— Air Show and Young Eagles event at Scott City, KS Airport.

16 September— EAA 377 Noon Potluck, hosted by MidAmerica Air Museum. Liberal, KS. 620-624-5263 *Please note this is the THIRD Saturday.

7 October— Annual Classic Fly-In. Syracuse, KS. 620-384-5835 *Please note this is the FIRST Saturday.

4 November— EAA 377 Noon Potluck, hosted by Stan Reiss Family, Southwest Family Farms. Plains, KS. 620-629-3604 *Please note this is the FIRST Saturday.

9 December— EAA 377 Christmas Party, hosted by Randal Loder. SFEC Scott City, KS. 620-214-3877

ANOTHER ISSUE

THANKS TO: Austin Downs, Bear Creek Coffee Company, Ben McNary, Bill Long, Blue Goose Aviation, Bob Immel/Mid America Air Museum, Brian Vulgamore, EAA, FAA, Kymberly Logan, Marshall Watson, Paul Fiebich, Randal Loder, Spencer Flight and Education Center, SwampSTOL Facebook, Todd Crist, Tom Auerbach.

THANK YOU ALL FOR YOUR SUPPORT!

You don't have to be an instrument pilot to benefit from the IMC Club meetings at SFEC. Meeting is 7-8pm CT, with dinner offered at 6:45. Come join in on the discussion on the second Monday of each month (not meeting in June). For More Information you can contact

Elizabeth Vulgamore,
Volunteer administrator
620-874-8325

Spencer Flight & Education Center (Located on the Scott City, KS Airport)
300 S. Mesquite Rd
Scott City, KS 67871
Phone: 620-872-3000

Email:
info@spencerflightcenter.com

Ponca City Aviation Booster Club Fly-In/Drive-In Breakfast – 7-10AM Ponca City OK Regional Airport (KPNC) on the FIRST SATURDAY of each month.



HEARD IN THE HANGAR

FROM MARY SHORTRIDGE—Sadly, when we moved to Lincoln (just outside the city limits) we are 35 minutes to the airport. However, it was a real day-brightener when we discovered a grass strip just 4 blocks away, with lots of cub activity. It is such a delight to hear an airplane overhead, setting up to land nearby. Collin is becoming quite a famous aviator! (The following info is from facebook, used with permission)

#43, **COLLIN “EVEL CANEVA” CANEVA**, host of the Old Green Plane on CarbonTV is registered!

You are used to seeing Collin ripping it up in his Black & DigiCam Carbon Cub SS, but he is SHAKING things up for Swamp STOL and is joining the Adventure Class, flying for Team Legend Aircraft in their MOAC Super Legend XP, BEAST MODE! You’re not gonna wanna miss this!

Join us for the 2023 Swamp STOL Competition & Fly-in, in Jennings, LA (3R7), March 17-18th.

For full event details visit the National STOL Series website: <https://nationalstol.com/swampstol/>

More About Collin: Collin is a husband, Dad, an entrepreneur, Navy Veteran, and a passionate aviator that got first introduced to aviation through his father, who flew a Cessna 182D. After his father sold the airplane in the 70’s, he and his dad always dreamt of the day they would replace the airplane, or even better yet, find and buy back the 182 that caused the buyer’s remorse. Fast forward 35 years and now Collin travels the country in, finds interesting stories and people in aviation, then broadcasts those stories for the world to hear on the show called OldGreenPlane that’s streamed on CarbonTV.

Collin succumbed to the prodding of his aviation friends and in 2019 became a tailwheel pilot and the owner of a Carbon Cub (that’s called “Doc”) and has since been customizing it to make it his own and competing in events all over the country. His love for all things aviation spans all types of flying, but backcountry flying and STOLDrag racing has become his favorite outlet. He’s a consis-

tent top-tier competitor that is always working and practicing to improve himself as a racer, but has also been known to set the tone for the camaraderie and “after racing events” in the racing pits and campground.

Check out the OGP website at:

<https://www.oldgreenplane.com/>

Subscribe to the OGP Youtube Channel: <https://www.youtube.com/channel/UCh9SfIOg3IcQHLS-bGuzLJWg>

Follow Collins adventures on IG:

<https://www.instagram.com/ccaneva/>



**3RD ANNUAL SWAMP STOL
COMPETITION & FLY-IN**

MARCH 17 - 18, 2023

JENNINGS, LA



NATIONAL STOL

43
Beastmode

COLLIN “EVEL CANEVA” CANEVA
AMERICAN LEGEND, SUPER LEGEND XP

AIRWORTHINESS DIRECTIVE (AD) AFFECTING CONTINENTAL ENGINES

AD 2023-04-08]

RIN 2120-AA64

This AD and final rule is effective February 23, 2023 and affects any crankshaft assembly on a Continental Engine. Due to improper installation of the counterweight retaining rings during manufacture loosening of a counterweight retaining ring may result in the loss of retention of the counterweight. If not addressed, the condition could result in catastrophic engine damage and possible engine seizure.

An inspection of the crankshaft is required prior to further flight or a ferry permit must be obtained to fly the aircraft to a place where the inspection can be performed.

For further information see <https://www.federalregister.gov/documents/2023/02/23/2023-03796/airworthiness-directives-continental-aerospace-technologies-inc-reciprocating-engines>

FROM MARSHALL WATSON— DONNY NEUFELD finished his check ride February 17. **DONNY** scored 100% on his written exam and will make a good pilot!



FROM SPENCER FLIGHT & EDUCATION CENTER— BEN MCNARY has has a few of his students accomplish their first solos in the last month or so! Congrats Hannes, Caleb, Zach and Mark!!



GROWING PARTICIPATION IN AVIATION

By Austin Downs

A wonderfully exciting time was had by the Liberal High School Aviation and Space Club students that attended last month's EAA fly-in graciously hosted by Lyddon Aero Center. The students enjoyed chatting with EAA members that they sat near during lunch. They, of course, all had excellent things to say about their Young Eagles' experience. For many of them, this was their very first time in an airplane! I think the young eagles' flights must have hooked them because, in our recent club meetings, there has been talk of fundraising to buy a simulator! Seven of the ten that went flying have already started working through Sporty's private pilot course provided by EAA. I think their excitement is very evident in the photos! The LHS Aviation & Space Club would like to thank EAA 377 for inviting us to the fly-in, **THE LYDDON AERO CENTER** team for their wonderful hospitality, Young Eagles pilots **RANDAL LODER** and **DR. DAN CULLUM**, **BILL LONG** for his support and belief that a Young Eagles event could come together in two weeks, and many more **EAA 377 MEMBERS** that helped the event come together behind the scenes!



ANOTHER AIRBIKE MILESTONE

February 22, 2023
By Paul D. Fiebich



My third flight of 2023 was significant; I reached the mini-milestone of 1,202 hours Total AirFrame-Time in my AirBike Single! To put that in perspective, my average speed of 55 MPH times the number of hours flown translates into a distance equal to 2.75 times around the earth at the equator! That's a lot of flying during the past 25 years, especially in a 350 pound EXPERIMENTAL airplane. With this mini-milestone, my TEAM AirBike may hold the record for having flown the most hours in this make and model.

Seven years ago I reached 1000 flight hours, since then, my time has dwindled to about 30 hours a year. At that rate, and being 79 years old, I likely won't hit 2000 hours before my personal biological time clock expires, hence the mini-milestone. Below is the story of this record setting flight originating in Udall, Kansas and flying the local area.

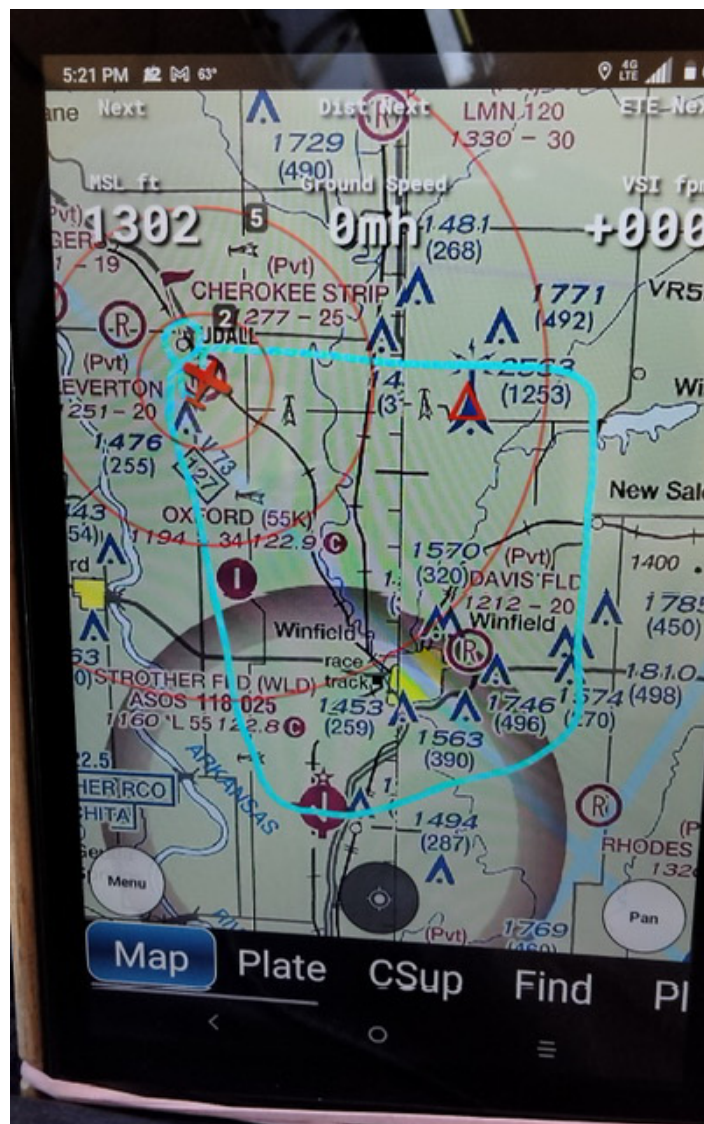


Prior to taking flight, I re-pitched the carbon fiber two-blade prop to lower the static RPM from 6670 to the recommended 6250 RPM. To do this,

the AirBike was safely tied to my Ranger pickup truck. This hookup combination made it look like an «airplane pull» instead of a fairgrounds tractor or truck pull. The truck won, even under full power, my AirBike couldn't budge the truck.

Following the re-pitching task, a very thorough pre-flight check was performed. During the run-up, I also assured all three strobes and the headlight was working. These are turned on even during daylight to make the plane more visible.

The temperature was a mild 65 degrees with an 8 MPH wind blowing 45 degrees off the runway heading. Both wind speed and direction were within my personal, and the AirBike's stated limitations. The AirBike accelerated nicely on the sod runway and lifted off as I cross-controlled the ai-



lerons and rudder to maintain the runway center-line. It was 4:30. While climbing to 500 feet, the RPM peaked at 6300 and the CHT never got out of the green. Prior to the prop pitch adjustment, RPM would reach 6700 and the CHT hovered at the bottom of the red range.

I began the first flight leg by turning East on the planned approximately square ground track. The trailing wind pushed my ground speed to 82 MPH. The wind became stronger as I climbed to my 1000 feet AGL intended cruising altitude. In a previous flight, I flew around the ice covered Lake Wilmot. The lake was again my target on this flight, but this time I would make my first turn before reaching it. Heading south, I flew over the dam on the lake's western edge. Now, only shoreline ice existed.



Flying south I soon passed the small town of New Salem and began watching for a group of towers east of Winfield. My 1000 foot AGL was more than enough to clear even the tallest 500 foot tower. This is where I saw the lone green field that likely was sprouting winter wheat.

After passing Winfield city and clear of the



towers, I began an angled flight towards Strother Field (KWLD) airport. I was now flying almost directly into the setting sun. To improve my vision, I did the «air show wave» with my free hand to block the intense rays while the other hand was on the control stick. My plan was to overfly the north/south runway at mid-field. During my approach, when directly overhead, and when past the airport area, I maintained radio contact announcing my position and flight direction. I did not see any other aircraft.



Within a few minutes I made a northwesterly angled turn that brought me over the twin circles in the earth created by pivot irrigation systems



Crop circles--Rings in the dirt left by center pivot irrigation systems (or is it aliens?)

shown in the accompanying photo. There are numerous pivot irrigation systems throughout Kansas, many of these tap into the Ogallala Aquifer.

I was now flying directly into the approaching wind and cold front. My O.A.T. showed a temperature drop to 60 degrees. (Anyplace I put a thermometer on my AirBike, it will read O.A.T.) Not only was I going slower, but I began to wish I had put rubber bands around my pant legs to keep cold air from blowing up my legs and cooling those things further along.

On the way back to Udall I overflew the Oxford Airport (55K) where fellow pilot Tim Tong hangs his two ultralights, a Model 40 Weedhopper and, an 1100 Team Mini-Max. Within a few miles of my home airport, Cherokee Strip (18KS), I decided fun my quotient hadn't been filled yet, thus I didn't want to land. Passing near the runway, I could see my hangar door was open. That meant hangar mate Chris Duncan, was readying his Pietenpol Air Camper for an evening flight.

Rather than land, I continued on and circled Udall where I flew over Christy McCormick's house. She was assembling a Model C Weedhopper in the yard. I turned on my smoke system and rocked my wings when I saw her waving. It is always satisfying to have an acknowledgement go both ways.

Nearing the one hour flying mark, I made my approach radio call on 122.8 and headed for Cherokee Strip to land. Progressively dropping to 5500 RPM and reducing my altitude to 700 feet, I entered the downwind leg on a 45 degree angle. Again, I made radio calls to announce my position and intentions. The cross-wind and final legs of the pattern came quickly as the AirBike doesn't require a large pattern.

Clearing the fence by 15 feet, I soon touched down 100 feet from the 2500 foot long runway's threshold. Pushing the stick forward and retarding the throttle soon brought the tailwheel down and in solid contact with the sod. It was a good wheel landing; unfortunately no one was there to witness it and hold up rating cards.

I let my plane slow to a walking speed never touching the brakes. Making a smart 180 degree turn, thanks to my independent wheel brakes, I taxied back on the runway towards my hangar. When exiting the runway I made a radio announcement «AirBike 61453 clear of the runway». Radio communication finished.



My office, everything is good (except one gauge)



Compensating for the cross-wind Chris leaves the ground



Characteristic farmstead—house, silos, barn



Chris's Weedhopper and Pietenpol, and my AirBike



Our birds nestled in their spaces



March 2023—page 9

KYMBERLY LOGAN KEEPS THEM FLYING



AIRCRAFT BATTERIES

The aircraft battery is a wonderful container of plastic that, for the most part, reliably assists us with starting the engine.

History tells us the first battery was designed and used by the Parthians in 250 B.C. It was made of clay, vinegar, copper, and iron rod. But it wasn't until Italian Alessandro Volta designed the voltaic pile in 1800 A.D. that the battery really started its life.

Aircraft batteries come sealed and unsealed. Both will do the job that is required, and both can be used in almost every aircraft. Most owners, use a battery tender to keep them charged and ready for flight.

For all batteries, you must inspect for battery acid spills, battery bulges (a bulge in the side or bottom/top indicates a problem), proper voltage, proper ventilation of unsealed batteries, cracks in the battery box, proper torque on the connection points, a nipple over the positive terminal for protection, proper hold downs, damage to wires and corrosion.


If you have an older aircraft, it most likely has had an unsealed battery at one point in its life. Battery acid and hydrogen sulfide gas are extremely corrosive. If neither of these are not cleaned properly regularly, you could increase your chances for damage to the aircraft.

As you see here in the picture, this battery box has sustained damage from years of use. None of the corrosive elements were properly cleaned on a regular basis. Sadly, this battery box had to be replaced with a

serviceable one found only at a salvage yard. This part number is no longer being made.



Another problem I have seen in my experience, is from a wood and fabric plane. This one had so much acid soaked into the wooden battery box, that it corroded the steel frame underneath. This requires significant repairs and work. Here, you can see that it corroded the frame to create a hole and compromised the structure.



Sadly, I no longer have pictures of a Cessna Cardinal where the battery box lid was not secured properly. In the event of turbulence, the battery bounced out of the battery box and shorted across the rear control cables (the rudder and elevator). Luckily, the pipeline patrol pilot landed safely at a close airport with only the engine and ailerons, and no electronics. It was a sight to watch the talented pilot! This was a costly repair that only stemmed from not verifying the battery box lid/hold down was properly installed during its last 100 Hr. inspection.

To clean battery acid after removing the battery, just use a mixture of 3 parts water and 1 part baking soda. I add it to a Zep spray bottle and squirt everything down until it no longer bubbles. Then, I let it sit for 10 minutes and clean up the area with gloves and a towel. For this, I will also put a bucket under the drain tube of the battery box to catch the water. This will also clean out the drain from any acid. I will also watch the

sides and bottom of the battery box to verify there are no cracks. Acid will seep into the cracks, and you will be able to see the chemical reaction or leaks if the box is compromised.

Another way I prevent battery acid encountering the aircraft during annual, is by servicing and charging the battery outside of the aircraft. Always service a battery with Distilled Water, not tap water! I can also verify the voltage and water levels after charging the battery with it out of the aircraft. Remember, a charging lead acid battery will vent off hydrogen sulfide gas, so make sure the area is well ventilated. After charging, I spray the battery with the soda water mixture to ensure that I will not be contaminating the battery box area again. Dry it off and install! Verify proper torque on the terminal ends! Remember, the battery is made of plastic and those ends are only epoxied into place. If the terminal ends were over torqued, the battery is now considered unserviceable.

Remember, if you have any questions, do not hesitate to ask someone!

Kymerly Logan

Logan Aviation — 620-260-0502

***Join Kymerly, Curtis, and family
for the June 10 BREAKFAST fly-in at
Lakin, KS!***



After many months of email “issues”, I finally took time and added our 200+ contacts to Mailchimp. This will hopefully simplify my emails to you. Everyone will receive their own individual email, rather than a long list of bcc. (Some mail servers dont like bcc and bounce them.) This will also be a big help as any officer can have access to the list, in case I am incapacitated for some reason. PLEASE make sure our new email address is in your contacts, so it won't get placed in a junk folder. And send me your email address if you are not getting our emails!

EAACHAPTER377@GMAIL.COM



FROM KYMBERLY LOGAN—The only flyable airplane we currently have in the hangar! We have two airplanes mid process of restoration.

FROM BLUE GOOSE AVIATION/FACEBOOK—I've been flying in Scott City, Kansas the last 10 days with Jeremiah D. from Alaska. It was 20 below zero not counting wind chill when we left Billings, Montana. Much better here in 40 to 60 degree weather. Also had use of the Spencer Centers full motion Redbird Advanced Flight Training Device.



**PROFESSIONAL INSTRUMENT COURSES—IFR
10 DAY COURSE IN A CESSNA 172**
Congratulations to Leighton Wasinger of Scott City, KS for passing his Instrument checkride in a Cessna 172 with Garmin 430W.



Mid-America Air Museum

By Bob Immell, Director



LINK TRAINERS

This month's featured airplane (SORT OF) is the Link Trainer or in our case two Link Trainers. The first Link Trainer was constructed in 1929 by Ed Link who founded Link Aviation Devices. Mr. Link was not a pilot or an aeronautical engineer, but was a piano and organ manufacturer and in my opinion a genius at least when it came to old fashion navigation and mathematics. Link Trainers were produced from the 1930's through early 1950 and trained over 500,000 United States Pilots including for WWII and the Korean War. By the time WWII broke out, Link Trainers were being used by every major combatant to train their military pilots. For example, I know that the following countries used Link Trainers prior to WWII: Canada, Germany, United Kingdom, Japan, USSR, and France. These trainers were also known as the "Blue Box" because of the typical paint scheme, and some were simply called a "Pilot Trainer." When the Liberal Army Airfield was first constructed here to train B-24 Command Pilots there were seven buildings devoted to housing Link Trainers and the associated classrooms. Today, some of the buildings still stand, and are in use by various owners. No, I do not know who owns these buildings but I have included a recent photo of the buildings as they appear today in case you are curious as to the size and prominent location of these trainers. As a side note many years ago, on one of these buildings some siding was removed and there was still a mural on what would have been on the exterior of the building during WWII.

So, more about Ed Link and his remarkable trainers. He made his first military sale in 1934 when he flew to a meeting in weather conditions including heavy fog that the United States Army Air Corps as it was called at that time considered unflyable. Apparently, the fact that Mr. Link and his pilot were able to navigate to the airport in that weather convinced the Army Brass that maybe they should listen to the man. They then purchased 6 trainers each one costing \$3500, with many more to follow. In 1937 American Airlines became the first commercial airline to purchase Link Trainers. In WWII over 10,000 were produced by Mr. Link's company. It is said that he turned out a new one every 45 minutes which is quite a feat considering how sophisticated they actually were. You can tell if a Link Trainer was manufactured prior to mid-point of WWII by whether it has wings and a tail section or not. About half way through the war it was decided that the wings and tail were simply a waste of precious war-time material. Both of the two trainers the museum has have tail sections and wings, although the wings are not currently on one of them. So, for those of you not familiar with how these were used, a student would climb into the mock airplane that sits on top of several sets of pipe organ bellows which enable the trainer to move in multiple directions. The cockpit had all of the normal controls and instruments of the day for basic trainers. The whole trainer was connected to a rudimentary analog computer, complete with vacuum tubes that was housed inside a wooden desk where the instructor worked from. The top of the desk had a map on it and a piece of glass over the map. Duplicate instruments were also displayed on top of the desk so the instructor could see what the student was seeing on his instruments inside the completely enclosed mock airplane. The instructor and the student were connected by radio headsets and there was a device called a "crab" that sat on the glass and left an ink marking on the glass to show the track of the trainer for the instructor. By using the analog computer, the instructor could change the "flight conditions" etc. to help the student learn to cope with different situations or simply to mess with the student to see how he would react.





While there were several improvements made to the trainers at a fairly rapid pace, I want to mention some of cool ones. For example, on our early trainers, if you move the controls in the cockpit not only do the organ bellows move the mock airplane to mimic the motion a real plane would make, but there are control surfaces on the trainer's wings and tail that move just like real ailerons, rudder, and elevators do. The trainers were even capable of recreating a spin, "pre-stall" buffeting, the sensation of an overspeed condition if your landing gear was down, allowed you to change propeller pitch, and flaps as well. Pretty sophisticated for basically 1929 technology. As you can see from the photos below they were tiny. As always feel free to stop by and check it out in person.



FEBRUARY FLY-IN AT LYDDONS

Photos by Randal Loder



FEBRUARY FLY-IN AT LYDDONS

Photos by Bill Long



WEBINARS

This is an abbreviated list of upcoming webinars. Check out the EAA website for a complete list.

<https://www.eaa.org/eaanews-and-publications/eaawebinars>

AND, you can watch the webinars after they are recorded, at any time you would like. This will not allow for WINGS credit, however.

4/5/23—7 p.m. CDT

Ethics of Misdiagnosis

Qualifies for FAA WINGS and AMT credit.

Mike Busch

When an aircraft owner puts his aircraft in the shop and asks his mechanic to fix a specific problem, should the owner have to pay for work done or parts installed that don't resolve the issue? That's the question the owner of a vintage Piper PA-12 Super Cruiser posed to maintenance expert Mike Busch. The question triggered a fascinating exchange between Mike and the owner about the ethics of misdiagnosis, and that's the subject of this webinar. Mike discusses what owners can do to avoid being victimized by this all-too-common situation.

4/19/23—7 p.m. CDT

VNAV and Visual Approaches: Helpful or Hidden Dangers?

Qualifies for FAA WINGS credit.

Gary Reeves

Learn how the new visual approach and VNAV features in panel mount navigators and iPad applications can be helpful sometimes, but also have many hidden dangers that can lead to pilot deviations and even cause mid-air collisions. This is a must-attend webinar to learn how and when to safely use these new features but, even more importantly, when they should never be used and the dangers they can cause if used improperly. Join Gary, "GPS" Guy in the Pink Shirt, Reeves, a lead rep for the FAA Safety Team and the 2019 FAA National CFI of the Year, as he shares two decades and more than 8,300 hours of teaching real-life IFR using Avidyne, ForeFlight, and Garmin.

5/3/23—7 p.m. CDT

Booted Out of Annual!

Qualifies for FAA WINGS and AMT credit.

Mike Busch

Sometimes truth is stranger than fiction. In this webinar, Mike Busch tells the story of a Beech Debonair that was undergoing an annual inspection. The inexperienced owner was told by the shop manager that the airplane's engine required a costly major overhaul. The owner was shocked and questioned whether that was really necessary. One thing led to another, and the shop manager ordered the airplane to be thrown out of his shop in pieces. Worse, there were no other shops or mechanics on the field. The rest of this unusual story involved twists, turns, sabotage, and a kind FAA inspector from the local FSDO who was actually "here to help."

5/15/23—12 p.m. CDT

Stop Dreaming and Start Flying – Flight Training First Steps

Learn to Fly Week Webinar | Qualifies for FAA WINGS credit. (EAA Staff)

So, you're ready to jump in and begin your flight training, but where do you start? Join EAA staff members as they cover all you need to know to jump-start your flight training journey.

5/15/23—7 p.m. CDT

Flight Simulators 101 - Leveraging a Home Simulator for Flight Training

Learn to Fly Week Webinar | Qualifies for FAA WINGS credit.

Chris McGonegle

Flight simulators have exploded in popularity recently. With new software options, impressive flight controls, and EFB app integration, it has never been easier to use a home flight simulator for real training (in addition to fun). In this fast-paced webinar, Chris McGonegle, a commercial pilot and Sporty's flight simulator expert, will discuss how to use simulators effectively and how to avoid making mistakes that will degrade your flying skills.

5/16/23—12 p.m. CDT

How to Pass the Private Pilot FAA Written Test in Less Time

Learn to Fly Week Webinar | Qualifies for FAA WINGS credit.

Bret Koebbe

It's something all pilots have to do during training for a private pilot certificate — pass the FAA Knowledge Test. While this test has gotten a bad rap over the years from some, the reality is it's a non-event when you approach it with the proper mindset and use the right study tools. In this webinar, we'll show how to use tried-and-true study methods using Sporty's Learn to Fly Course to make the process an engaging and meaningful learning experience, and not just another exercise in rote memorization.

5/16/23—2 p.m. CDT

How to Save Time and Money in Flight Training

Learn to Fly Week Webinar

Larry Bothe

Learn what it really takes to learn to fly. Is it difficult? Do I have to deal with higher math? How much testing must I undergo? What is the real total cost of learning to fly? Are there "hidden costs"? How can I save money along the way? All this and more in this comprehensive look at flight training.

5/17/23—12 p.m. CDT

Getting Back into the Left Seat – No Matter How Long It's Been

Learn to Fly Week Webinar | Qualifies for FAA WINGS credit.

Jamie Beckett

Falling out of currency is a common risk for general aviation pilots. Fortunately, getting that currency back is often

UPCOMING EVENTS

easier than you might think. This webinar explores the FAA requirements for currency and explains how most pilots can get current and back in the left seat no matter how long it has been since they flew last. From medical requirements to flight training options, and even a few hints on how to contain costs, the webinar is the perfect place to begin planning your next flight review, whether you're current now or haven't been in the left seat in decades.

5/17/23—7 p.m. CDT

Pass Your Checkride (Part 1 of 2) – The Oral Learn to Fly Week Webinar | Qualifies for FAA WINGS credit.

Larry Bothe

Get your paperwork right so the examiner is happy. Do your homework. Bring everything you need. Learn the common errors in the oral quizzing portion, and how to avoid them. You have more control over your practical test than you think. Take advantage of these things, and pass the first time.

5/18/23—7 p.m. CDT

Pass Your Checkride (Part 2 of 2) – The Practical Exam Learn to Fly Week Webinar | Qualifies for FAA WINGS credit.

Larry Bothe

Do the flight portion of your checkride like a pro. Perform maneuvers in ways that always work. Learn to correct maneuvers that aren't working out. What will the DPE accept, and what is just flat bad? All this and more, in this detailed flight portion guidance. Includes a quick (5-minute) review of the paperwork & oral quizzing presentation. Fly well, and pass the first time.

5/19/23—12 p.m. CDT

FAA Medical Certification and You Learn to Fly Week Webinar | Qualifies for FAA WINGS credit.

Tom Charpentier

Join EAA Government Relations Director Tom Charpentier as he covers all things aeromedical-related and addresses all your burning FAA medical questions.

5/19/23—2 p.m. CDT

Conquer the Checkride: Strategies for a Successful Practical Test Learn to Fly Week Webinar | Qualifies for FAA WINGS credit.

Loren French

In this session we'll discuss the structure of a checkride (practical test), and share examiner, instructor, and student perspectives on the process. We will talk thru some strategies to help you, or your student prepare for and conquer any FAA Practical Test. The session will include interactive Q&A following the presentation.

TOM AUERBACH of Ponca City, OK does a GREAT job of keeping a list compiled of upcoming aviation events. Looking for an excuse to fly? Here you go! Remember to verify as part of your preflight! Covid issues as well as weather issues can cause last minute changes.

Saturday, March 11, 2023

OK Pilots Association (OPA) Fly-Away Fly Away to Reba's Place in Atoka, Oklahoma (KAQR) Plan on wheels down at 10:30 at KAQR. Check Reba's Place out at this link [Reba's Place \(rebasplace.com\)](https://rebasplace.com). Please join us for another memorable experience in Atoka.

Saturday, March 11, 2023

Wichita EAA Chapter 88 - 2nd Saturday Breakfast Monthly Breakfast 8 - 10 AM. Eggs, Pancakes, grilled Sausage, Coffee and Juice!! Age 11+ \$7 - 4-10 \$5 - 3 under Free Fly in to Colonel James Jabara Airport in Wichita KAAO

Saturday, March 11, 2023

Haskell OK: Coffee & Donuts Haskell Airport (2K9) AirNav.com CTAF: 122.9 EVERY SATURDAY - 8:00 am - 10:00 am - Rain or shine, fly or drive, aviation enthusiasts will be there no matter what the weather is doing.

Saturday, March 11, 2023 (note: March 11 fly-in at Dodge City has been cancelled)

Ulysses, KS (KULS)

EAA 377 will gather at Ulysses, KS March 11 at 10:30am, to carpool to Bear Creek Coffee for brunch. Steve Rice will be providing transportation for fly-ins.

RSVP to coffee shop is suggested, so that your choice of food is reserved (620-424-3414) Gather at North Star Aviation located on the east side of the field, (FBO for KULS.) FMI contact Bill Long 210-309-5106

Sunday, March 12, 2023

ALVA, OKLAHOMA - DONUTS AND COFFEE - Every Sunday 8am – 10am

Alva Regional Airport (AVK) CTAF: 122.8

No Cost. Donations appreciated.

Derrick Courson -Manager

(580) 327-2898 – Airport

(580) 748-2709 – Cell

2875 College Blvd.

Alva, OK. 73717

Website <http://alvaok.org/ara.htm>

<https://www.facebook.com/alvaregionalairport>

Saturday, March 18, 2023
Enid OK, Woodring (KWDG) – First Fly-In of 2023
Woodring's March Fly-In Breakfast will be Saturday, March 18th. As always Barnstormers will be serving their breakfast buffet from 7:30am to 10:00am, \$9.99 a plate per adult, and \$5.99 per kid 12 and under.
Mason Brinley - Airport Operations Manager
1026 S. 66th Street - Enid, OK 73701
Direct: (580) 616-7387 - Airport: (580) 234-5476 - mbrinley@enid.org

Saturday, March 18, 2023
David J. Perry Fly-In Pancake Breakfast
David Jay Perry Airport (1K4) AirNav.com
RAIN OR SHINE (Fly or Drive) TIME 8:00 am - 10:00 am
Questions? Call Larry: 405-439-3704
Pancake breakfast on Third Saturday (continuing event) at David J. Perry Airport, Goldsby, Oklahoma.

Saturday, March 18, 2023
Haskell OK: Coffee & Donuts
Haskell Airport (2K9) AirNav.com CTAF: 122.9
EVERY SATURDAY - 8:00 am - 10:00 am - Rain or shine, fly or drive, aviation enthusiasts will be there no matter what the weather is doing.

March 18 - Berryville, AR - Carroll County Airport (4M1) Third Saturday BREAKFAST EVENT!! 8:00 - 10:00 Farm fresh scrambled eggs, sausage patties & links, flapjacks, coffee, sweet tea, orange juice, and always a bunch-o-sweet treats made by the airport wives...\$10.00 suggested donation. All starting at 08:00. Contact: 870-423-8393 or 870-423-7854.

March 18 - Pine Bluff, AR - Grider Field Airport (KPBF) fly-in breakfast 3rd Saturday of every month. Our specialty is eggs anyway you want them, from fried to eggs Benedict. You should try our omelets. Come enjoy your breakfast in our WWII style Officers Club. A \$8.00 donation gets you all you can eat. Contact: Sara Works (870-543-9933) email: works_sara@yahoo.com

Sunday, March 19, 2023
ALVA, OKLAHOMA - DONUTS AND COFFEE - Every Sunday 8am – 10am
Alva Regional Airport (AVK) CTAF: 122.8
No Cost. Donations appreciated.
Derrick Courson -Manager
(580) 327-2898 – Airport
(580) 748-2709 – Cell
2875 College Blvd.
Alva, OK. 73717
Website <http://alvaok.org/ara.htm>
<https://www.facebook.com/alvaregionalairport>

March 23 - 26 - Mobile, AL - Mobile International Airport (KBFM) US Pilots Association spring fly-out. For event details and registration information click: https://www.uspilots.org/flyouts/upcoming-trips/202303-mobile?utm_source=newsletter_117&utm_medium=email&utm_campaign=uspa-spring-fly-out-2023-mobile-al

Saturday, March 25, 2023
Haskell OK: Coffee & Donuts
Haskell Airport (2K9) AirNav.com CTAF: 122.9
EVERY SATURDAY - 8:00 am - 10:00 am - Rain or shine, fly or drive, aviation enthusiasts will be there no matter what the weather is doing.

Saturday, March 25, 2023
Parsons Tri-City KS (KPPF) Fly-in lunch 11:30 to 1 p.m.

March 25 - North Little Rock, AR - North Little Rock Municipal Airport (KORK) EAA Chapter 165 4th Saturday Breakfast. We start serving at 8:00 and go until 10:00. If it is cold or hot, the hangar is well heated and air conditioned. DIRECTIONS : The main entrance to NLR Airport is on Remount Road. We have OUR OWN ENTRANCE, Gate #20, which is located about a city block south of the main airport entrance still on Remount Road. Planes park in front of the hangar and cars in the parking lot behind the hangar. We are located right at the beginning of runway 5. Please come on out Arrive hungry, leave stuffed.
Any questions - 419 360-7414

March 25 - Springfield, MO - Springfield Downtown Airport (3DW) - Fly-In with FREE BBQ from 9-5. BBQ will be served at noon. On the menu is Tri-Tip with all the fixin's and homemade ice-cream for dessert. Springfield's Downtown Airport is under new management, and is holding a Grand-Opening Fly-In BBQ to celebrate. In addition to the 3DW fly-in, Fulltron Aviation Paint Shop is also having it's grand opening on the same day. Fulltron Paint shop specializes in painting experimental aircraft Downtown Airport used to be known for high fuel prices, but the first order of business for new management was to lower 100LL prices into the "green". EAA Chapter 821 will also be having an open-house at their new clubhouse at 3DW the same day. Fulltron Aviation is the new airport manager, and full info on Grand-Opening Fly-In can be found at <http://www.FulltronAviation.com>. Any changes will be posted immediately to website. Any questions to Dan at islandflying@yahoo.com.

Sunday, March 26, 2023
ALVA, OKLAHOMA - DONUTS AND COFFEE - Every Sunday 8am – 10am

Alva Regional Airport (AVK) CTAF: 122.8
No Cost. Donations appreciated.
Derrick Courson -Manager
(580) 327-2898 – Airport
(580) 748-2709 – Cell
2875 College Blvd.
Alva, OK. 73717
Website <http://alvaok.org/ara.htm>
<https://www.facebook.com/alvaregionalairport>

Saturday, April 1, 2023
Ponca City Aviation Booster Club Fly-In/Drive-In
Breakfast – 7-10AM
Ponca City OK Regional Airport (KPNC)
Fantastic food; very well attended long running
event. For a suggested \$8.00 donation (and well
worth it) you can have pancakes, scrambled eggs,
bacon, sausage, potatoes, biscuits & gravy, or-
ange juice, coffee, and fruit. Sponsored by the
Ponca City Aviation Foundation on the first Satur-
day of every month rain or shine. Contact Bruce
Eberle 580-761-5884 email: ou444@yahoo.com
Breakfast is served from 7:00 to 10:00 a.m. The
requested donation is \$8 adults, \$4 children un-
der 12. The menu includes pancakes, scrambled
eggs, bacon, sausage, potatoes, biscuits & gravy,
orange juice, coffee, and fruit. Cold soda pop and
bottled water are available at \$1.00 each.
See also FaceBook Group – Ponca City Avia-
tion Booster Club - [https://www.facebook.com/](https://www.facebook.com/events/767669004385577)
[events/767669004385577](https://www.facebook.com/events/767669004385577)

Saturday, April 1, 2023
Haskell OK: Coffee & Donuts
Haskell Airport (2K9) AirNav.com CTAF:
122.9
EVERY SATURDAY - 8:00 am - 10:00 am - Rain
or shine, fly or drive, aviation enthusiasts will be
there no matter what the weather is doing.

Saturday, April 1, 2023
SAVE THE DATE! The 7th annual OSU Flying Ag-
gies Fly-In will occur **Saturday, April 1, 2023 from
11AM-3PM at KSWO! **Enjoy aircraft from the last
hundred years in aviation, local and national ven-
dors, food, airplane rides, a family atmosphere
and much more! The Flying Aggies are looking
forward to once again connect with our incredible
Alumni, pilots and enthusiasts from across the re-
gion, and many more around the lovely town of
Stillwater.

**PILOTS - **please RSVP at the link below if you
plan to fly in! Additionally, if you would like to in-
clude your aircraft in the static display, please
mark that option in the form!
<https://docs.google.com/.../1FAIpQLSeSwHgX1qRMYS.../viewform>
We will send more information as the date nears,
and we hope to see you all there!

Sunday, April 2, 2023
ALVA, OKLAHOMA - DONUTS AND COFFEE - Ev-
ery Sunday 8am – 10am
Alva Regional Airport (AVK) CTAF: 122.8
No Cost. Donations appreciated.
Derrick Courson -Manager
(580) 327-2898 – Airport
(580) 748-2709 – Cell
2875 College Blvd.
Alva, OK. 73717
Website <http://alvaok.org/ara.htm>
<https://www.facebook.com/alvaregionalairport>

Saturday, April 8, 2023
EAA 377 Noon Potluck, hosted by Bill Cotter
936-499-8042 & Dennis Tevebaugh 620-360-6100.
Elkhart, KS. 800-475-3553

Saturday, April 15, 2023
Enid OK, Woodring (KWDG)
Woodring's Fly-In Breakfast. As always Barn-
stormers will be serving their breakfast buffet
from 7:30am to 10:00am, \$9.99 a plate per adult,
and \$5.99 per kid 12 and under.
Mason Brinley - Airport Operations Manager
1026 S. 66th Street - Enid, OK 73701
Direct: (580) 616-7387 - Airport: (580) 234-5476 -
mbrinley@enid.org

April 21 - 22 - Kansas Fly-in www.rthrowbridgeflyin.com
Ryan Trowbridge 316-371-8240

Saturday, April 29
Dodge City, KS (KDDC)
First Annual Alan Ochs Memorial Fly-In /Drive-In.
Crotts Aircraft, Dodge City, KS. 800-475-3553

Saturday, May 13, 2023
EAA 377 Noon Potluck, host& location TBA.

Saturday, May 20, 2023
Enid OK, Woodring (KWDG)
Woodring's Fly-In Breakfast. As always Barn-
stormers will be serving their breakfast buffet
from 7:30am to 10:00am, \$9.99 a plate per adult,
and \$5.99 per kid 12 and under.
Mason Brinley - Airport Operations Manager
1026 S. 66th Street - Enid, OK 73701
Direct: (580) 616-7387 - Airport: (580) 234-5476 -
mbrinley@enid.org

June 1 - 4 Mountain View, AR- Wilcox Field (7M2)
Annual Ercoupe Regional Bust out of Winter week-
end. Every type of aircraft is welcome. Exciting
details coming soon. Does the name Dan Gryder
and his Probable Cause YouTube channel sound
familiar?

Saturday, June 3, 2023
Chickasha Wings & Wheels Airshow & Car Show
Chickasha Municipal Airport (KCHK) 9AM-2:30pm

Saturday, June 10, 2023
Kansas Cessna 120/140 Association Annual Gathering
Wamsley Field (SN36) – Conway Springs KS
Contact: Brett Schwartzenrubler – KS Rep 620-217-9568, Roy Aycock – Vice President 620-209-5659

Saturday, June 10, 2023
EAA 377 Breakfast Fly-In, Logan Aviation, Lakin, KS.

Saturday, June 17, 2023
Enid OK, Woodring (KWDG)
Woodring's Fly-In Breakfast. As always Barnstormers will be serving their breakfast buffet from 7:30am to 10:00am, \$9.99 a plate per adult, and \$5.99 per kid 12 and under.
Mason Brinley - Airport Operations Manager
1026 S. 66th Street - Enid, OK 73701
Direct: (580) 616-7387 - Airport: (580) 234-5476 - mbrinley@enid.org

Tuesday-Friday, June 20-23, 2023
Air Race Classic - <https://www.airraceclassic.org/>
OUR 2023 RACE ROUTE
START – GRAND FORKS, ND (KGFK)
1. MANKATO, MN (KMKT)
2. OTTUMWA, IA (KOTM)
3. HASTINGS, NE (KHSI)
4. PONCA CITY, OK (KPNC)
5. SULPHUR SPRINGS, TX (KSLR)
6. JONESBORO, AR (KJRB)
7. PELL CITY, AL (KPLR)
8. CROSS CITY, FL (KCTY)
TERMINUS – HOMESTEAD, FL (X51)
REGISTRATION FOR THE AIR RACE CLASSIC CONTINUES
Registration continues through March 31! <https://www.flyingmag.com/registration-for-the-air-race-classic-2023-continues/>

Saturday-Sunday, July 1-2, 2023
Tinker Airshow – Tinker Air Force Base

Saturday, July 8, 2023
EAA 377 Noon Potluck, hosted by Marshall Watson Family. Sublette, KS. 620-353-0349

Saturday, July 15, 2023
Enid OK, Woodring (KWDG) – STOL/Spot Landing
Woodring's Fly-In Breakfast. As always Barnstormers will be serving their breakfast buffet from 7:30am to 10:00am, \$9.99 a plate per adult, and \$5.99 per kid 12 and under.
Mason Brinley - Airport Operations Manager
1026 S. 66th Street - Enid, OK 73701
Direct: (580) 616-7387 - Airport: (580) 234-5476 - mbrinley@enid.org

Saturday, August 12, 2023
EAA 377 Breakfast Fly-In, hosted by City of Hooker, Mark Davis. Hooker, OK. 620-482-0354 *Please note this is BREAKFAST to beat the summer heat.

Saturday, August 19, 2023
Enid OK, Woodring (KWDG)
Woodring's Fly-In Breakfast. As always Barnstormers will be serving their breakfast buffet from 7:30am to 10:00am, \$9.99 a plate per adult, and \$5.99 per kid 12 and under.
Mason Brinley - Airport Operations Manager
1026 S. 66th Street - Enid, OK 73701
Direct: (580) 616-7387 - Airport: (580) 234-5476 - mbrinley@enid.org

Saturday, September 16, 2023
EAA 377 Noon Potluck, hosted by MidAmerica Air Museum. Liberal, KS. 620- 624-5263 *Please note this is the THIRD Saturday.

Saturday, September 23, 2023
Enid OK, Woodring (KWDG) – Poker Run
Woodring's Fly-In Breakfast. As always Barnstormers will be serving their breakfast buffet from 7:30am to 10:00am, \$9.99 a plate per adult, and \$5.99 per kid 12 and under.
Mason Brinley - Airport Operations Manager
1026 S. 66th Street - Enid, OK 73701
Direct: (580) 616-7387 - Airport: (580) 234-5476 - mbrinley@enid.org

Saturday, October 7, 2023
Annual Classic Fly-In. Syracuse, KS. 620-384-5835
*Please note this is the FIRST Saturday.

Saturday-Sunday, October 21-22, 2023
Cushing OK Fly In Fair

Saturday, November 4, 2023
EAA 377 Noon Potluck, hosted by Stan Reiss Family, Southwest Family Farms. Plains, KS. 620-629-3604 *Please note this is the FIRST Saturday.

FOR SALE



1941 BOEING/STEARMAN A75 N1 **~~\$180,000~~ USD *PRICE REDUCED \$170,00***

General Specs

Total Time:3485

Time:39 SMOH

Prop 1 Time:39 SMOH

Useful Load:768 lb

Year Painted:2015 Interior Year:2015

Flight Rules:VFR

of Seats:2

Detailed Description

This aircraft is based in Garden City Kansas GCK. This aircraft was owned by a WW2 veteran pilot and now his family has decided to let it go to a new home.

N5153N was restored by Big Sky Stearman in 2015. The aircraft was disassembled, media cleaned, and epoxy finished and rebuilt using all new hardware, cables etc. It has Redline brakes, new wings and center section and the 4 aileron STC modification which makes it a delight to fly. The airplane is covered in Poly Fiber with a Aerothane finish Glacier White and Santa Fe Red. Other STC's are Bracket air filter, intake pipes modified for drains.

Airframe

N5153N was restored by Big Sky Stearman in 2015. The aircraft was disassembled, media cleaned, and epoxy finished and rebuilt using all new hardware, cables etc. It has Redline brakes, new wings and center section and the 4 aileron STC modification which makes it a delight to fly. The airplane is covered in Poly Fiber with a Aerothane finish Glacier White and Santa Fe Red. Other STC's are Bracket air filter, intake pipes modified for drains.

Remarks

There is no indication in the aircraft log books that this air-frame was ever a crop duster or damage history.

Last annual inspection 5/22

Engines / Mods / Prop

39 hours on a W670M (240HP) overhauled by Radial Engines Ltd. The propeller is a Hamilton 5006 resealed and inspected at the same time by aircraft accessories

FOR MORE INFORMATION CONTACT

TODD CRIST

todd@businessjetconsultants.net

316-841-0424

March 2023—page 21

FOR SALE

1970 Cherokee 6 PA32-300

5285 TT

674 SMOH

2019 paint and interior

1472 useful load

\$210,000 located GCK

Full ad on Trade a Plane



Todd Crist

316 841 0424

Todd@businessjetconsultants.net

www.businessjetconsultants.net

Ponca City

Fly-In/Drive-In Breakfast



Where: Ponca City Oklahoma Regional Airport (KPNC)

When: 1st Saturday of Month (7 to 10 AM) Rain or Shine

Open to the Public: Bring the family; children must be supervised.

Free Wi-Fi: fly-in-2g or fly-in-5g password: poncacity

Sponsored By: Ponca City Aviation Foundation; a 501(c)(3)

Proceeds are used for education and the promotion of aviation to young people of all ages.

Volunteer help provided by: Ponca City Aviation Booster Club, EAA Chapter 1046, Ponca City High School and others.

See us on Facebook: Ponca City, OK Monthly Fly-in/drive-in Breakfast

Suggested Donation: Adults \$8, Children \$4

**Menu: Pancakes, Scrambled Eggs, Sausage, Bacon, Potatoes, Biscuits & Gravy, Fruit, Orange Juice, and Coffee.
Soda Pop or Bottled Water – \$1.00 extra**

Contacts:

Bruce Eberle 580-761-5884 ou444@yahoo.com

Bert Blanton 580-762-3794 blantonb610@gmail.com

Don Nuzum 580-767-0470 nuzumdl@poncacityok.gov



LUNCH AVAILABLE: Enrique's Mexican Restaurant (Sat 11-9) 580-762-5507 – Located in Airport Terminal

PONCA CITY REGIONAL AIRPORT (KPNC): ELEV 1008, RWY 17-35 7201'x150' – RIGHT TRAFFIC FOR RWY 17

FREQUENCIES: CTAF/UNICOM 123.0 // ASOS 134.075 (580-765-0049) // ILS/DME–RWY17 111.9 // LOM/NDB 515

FUEL: PHILLIPS 100LL 24-HR – Self Service // Truck JET-A & 100LL – CALL CTAF 123.0 or PHONE 580-767-0429

Kid's Corner

Kid's Meals include 1/2 Sandwich and chips

- Turkey & Cheese.....\$5.99
- Ham & Cheese.....\$5.99
- Grilled Cheese.....\$4.99
- PB & J.....\$4.99
- Full Sandwich Additional\$2.00

Side Dishes

- Mixed Vegetable Salad \$4.00
- Cottage Cheese \$3.00
- Apple Slices w/yogurt dip \$3.00
- Potato Chips \$1.50



107 N. Baughman
Ulysses, KS 67880
620-424-3414

Hours of Operation

Tuesday – Saturday
6:30am – 2:00pm

Our mission is to serve our community and touch individual lives by providing great coffee & food options in an atmosphere focused on building relationships through quality conversations and compassion for others. We will strive to honor God each day through our character, kindness and personal sacrifice.

Steve & Kristy Prazee

Coffee & Espresso Drinks

	12oz	16oz
Gourmet Drip Coffee	\$2.00	\$2.50
<i>Refills \$0.50</i>		
Espresso Shot		\$2.50
<i>Double Shot in a Demitasse</i>		
Americano	\$2.50	\$2.75
<i>Double shot of Espresso topped with water</i>		
Oil Spill	\$4.00	\$4.50
<i>Double shot of Espresso topped with coffee</i>		
Breve	\$4.00	\$4.50
<i>Double shot of Espresso, filled with Half & Half</i>		
Caffé Latté	\$3.50	\$4.00
<i>Double shot of Espresso with steamed milk</i>		
Chai Latté	\$3.50	\$4.00
<i>Chai Tea & steamed milk sprinkled with cinnamon</i>		
Mocha	\$3.50	\$4.00
<i>Double shot of Espresso with chocolate & steamed milk</i>		
Cappuccino	\$3.50	\$4.00
<i>Double shot of Espresso topped with foam</i>		
Caramel Macchiato	\$4.00	\$4.50
<i>Double shot Espresso with milk and caramel</i>		
Café Au Lait	\$3.00	\$3.50
<i>Gourmet drip coffee topped with steamed milk</i>		
Add extra shot of espresso to any drink for \$1.00		
Add extra flavor to any drink for \$0.50		
All drinks are made with 2 shots of espresso, Whole milk & can be served hot, iced or blended. Almond, Coconut or Skim milk are also available upon request.		

Cold Drinks

Iced Tea Bar/Lemonade

16oz/\$1.00 32oz.\$1.00

Milk ~ Plain or Chocolate

12oz/\$2.00 16oz/\$2.50

Other Hot Drinks

Hot Tea	12oz/\$1.50	16oz/\$2.00
Hot Chocolate	12oz/\$2.50	16oz/\$3.00

Lunch

Sandwiches

(Sandwiches come with potato chips and can be served on a tortilla or lettuce wrap as requested)

BLT.....\$12.49

Hickory smoked bacon, lettuce, and tomatoes, and Mayo served on Sourdough bread or as a wrap.

Club Sandwich.....\$12.49

Oven roasted turkey, smoked ham and bacon with lettuce, tomatoes and Mayo served on Sourdough

Turkey Feta Sandwich.....\$9.99

Oven roasted turkey and tomato served on Sourdough with a spread of Feta Cheese and Honey Mustard

Rueben Sandwich.....\$12.49

A thick layer of Pastrami heated & served on toasted marble rye bread with thousand island dressing, onion, Swiss cheese and sauerkraut.

Gourmet Grilled Cheese.....\$9.99

Four slices of American cheese, a layer of bacon and several slices of avocado grilled together on Sourdough.

Wraps

(Wraps come with potato chips item and can be served on sourdough or Lettuce Wrap as requested)

Chicken Salad Wrap.....\$12.49

All natural chicken breast, celery & grapes mixed with special seasonings and dressing on a tortilla.

Turkey BLT Wrap.....\$9.99

Oven roasted turkey, smoked bacon, lettuce, tomatoes, with Cranberry salsa served on tortilla.

Salads

Creamy Caesar Salad.....\$7.99

Fresh green Romaine lettuce, grated parmesan cheese, croutons, creamy Caesar dressing

Add chicken for\$1.99

Feta Salad.....\$12.49

Mixed spring greens, Craisins, crumbled feta cheese, slivers of almonds with raspberry vinaigrette dressing

Add chicken for.....\$1.99

Orchard Salad.....\$12.49

Creamy chicken salad, pineapple, and mandarin oranges served on leafy greens with Honey Mustard.

Breakfast

- Pastries \$3.00
- Bagel (Toasted with cream cheese) \$3.00
- Yogurt Parfait \$5.00 sm, \$5.50 lg
Vanilla Yogurt with granola & cherries
- Granola Bowl \$4.00 sm, \$4.50 lg
- Avocado Toast \$6.99
*One slice of Sourdough Bread toasted and spread with Hummus, Avocado and topped with a tomato slice.
Add Egg for \$1.00*
- Breakfast Sandwich \$6.99
*Ham, Bacon or Sausage & Cheese on a Bagel
Add Egg for \$1.00*
- Pa's Favorite Egg Sandwich \$8.49
Two Fried Eggs on toasted Sourdough with Mayo, Onion, Pepper Jack, Bacon and American Cheese
- Fried Eggs & Avocado \$8.49
Two thick slices of Avocado, each fried together with one egg and topped with cheese and served with Pico de Gallo and 1 slice of toast
- Smothered Breakfast Burrito \$12.99
Loaded Scrambled Eggs, Hashbrowns, Cheddar Cheese and Homemade Green Chili wrapped in a flour tortilla and smothered with Homemade Sausage Gravy.

Omelettes

- A Three Egg Omelette served with one slice of toast*
- Cheese Omelette\$7.99
Lots of Cheddar Cheese wrapped in a 3 Egg Omelette.
- Ham & Cheese Omelette.....\$9.99
A generous portion of chopped Ham & Cheddar Cheese wrapped in a 3 Egg Omelette.
- Farmer's Omelette.....\$11.99
A generous portion of Ham, Bacon, Cheese, Hashbrowns, Onion & Bell Pepper wrapped in a 3 Egg Omelette and served with Pico De Gallo
- Veggie Omelette.....\$12.49
A variety of Red, Yellow & Green Bell Pepper, Olives, Cucumber, Onion, and Feta Cheese wrapped in a 3 Egg Omelette.
- Bear Creek Smothered Omelette....\$12.99
Lots of Ham, Bacon, Hashbrowns, Cheddar Cheese, Homemade Green Chili folded into a 3 egg Omelette and smothered with Sausage Gravy

Sausage Gravy & Biscuit.....\$5.99

Homemade Sausage Gravy smothered over a large buttermilk biscuit.
Additional Biscuit.....\$2.00

Build Your Own Breakfast

Add any of the Ala Carte items to your plate and make your breakfast what you want

Ala Carte Items

- Ham Slice \$5.50
- Bacon (4 slices) \$4.00
- Sausage (2 Patties) \$3.50
- Hashbrowns \$3.00
- Eggs (2 Eggs) \$3.00
Loaded with Ham & Bacon \$3.99
- Toast (2 slices) \$3.00
- Pancake (1 Pancake) \$1.50